















In-Line Fans

1 - 27

TD  2 - 7	VENT  8 - 11	IBF  12 - 16	CVAB/CVAT  17 - 18	DH  19 - 20	RH  21 - 22
Accessories					
 RCS 23	 DF 24	 DFK... +EU 25	 ACOP PL 26	 CAR 27	















Axial-flow Fans Wall Versions

29 - 42

HXM  30	COMPACT  31 - 39	AFW  40 - 42
-------------------------------------------------------------------------------------------------------	----------------------------------------------------------------------------------------------------------------	------------------------------------------------------------------------------------------------------------


Axial-flow Fans Cased Versions

43 - 69

COMPACT  44 - 51	TCB □x2  52 - 53	AFC  54 - 57	AFC-VB  58 - 59	AFC-HT  60	AFD  61 - 62	AFH  63 - 64	AFS  65 - 66
AFK  67	Accessories						
	 Louvre shutters	 Flexible connectors	 Sleeve	 Mounting base	 Protection net		

Roof Fans

71 - 86

RF  72 - 74	RFV  75 - 76	RBH  77 - 78	CTH..., CTV...  79 - 85	Accessories  86
-------------------------------------------------------------------------------------------------------------	--------------------------------------------------------------------------------------------------------------	--------------------------------------------------------------------------------------------------------------	-------------------------------------------------------------------------------------------------------------------------	-----------------------------------------------------------------------------------------------------------------

Fans "ATEX"

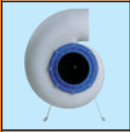
87 - 94

EGM  88 - 91	COMPACT EXE  92	HDT, HDB  93 - 94
--------------------------------------------------------------------------------------------------------------	-----------------------------------------------------------------------------------------------------------------	-------------------------------------------------------------------------------------------------------------------

Centrifugal Fans VISP/VASP

95 - 104

VISP



96 - 99

VASP



100 - 103

Accessories



104

Centrifugal Fans

105 - 190

SEM



106

DEM



107

CBM



108 - 110

CBP




111 - 114

GSF-AP HT



115 - 116

GSF



117 - 119

GRF



120 - 121

GSFG



122 - 125

MPB



126 - 129

MPR




130 - 132

MPT



133 - 137

Accessories




138 - 139

GMT



140 - 143

GSB/MSB




144 - 149

MSB-VB



150 - 152

HSB



153 - 155

GST



156 - 158

QP



159 - 161

Q




162 - 165

Q-2



166 - 167

DPB



168 - 169

FCM



170

RL



170

PB



171

PH



171

BL



172

BFN



172

HPBx



173 - 175

HPB, HPT, HPR



176 - 188

Accessories



189 - 190

Side Channel Blowers

191 - 212

SC



192 - 200

SC VB



201 - 204

DSC/PSC



205 - 210

Accessories



211 - 212

Chip Extractors

213 - 215

WNF



214 - 215

Domestic Fans

217 - 227

SILENT



218 - 219

DECOR



220 - 221

EDM



222 - 223

EBB, EB




224

EBB, EB N



225

TDM



226

HTB



227

Accessories

229 - 232

RMB



230

REB-1 NE



230

REGUL-2



230

HIG-2



231

SQA



231

CT 12/14



231

Commander SK



232

Electric Diagrams

233 - 237

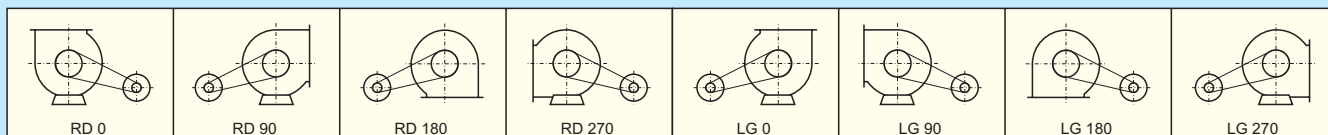
General Information

239 - 242



Index

243 - 244

All fans in this catalogue can be specified with orientations as shown below. However some fans can only be delivered as shown in the pictures in the catalogue. The symbols show the fan from the drive side or the motor side.



Performance curves are valid with a tolerance of $\pm 10\%$ for the pressure and $\pm 10\%$ for the airflow, air density $1,223\text{kg/m}^3$, at an ambient temperature of 20°C and at 1013mbar atmospheric pressure. We reserve the right to make changes of constructions and performance curves without prior notice. We do not take any responsibility for misprints.



EGM	88
COMPACT „ATEX”	90
HDT	93



In-Line Fans

Axial-flow Fans Wall Versions

Axial-flow Fans Cased Versions

Roof Fans

Fans “ATEX”

Centrifugal Fans VISP/VASP

Centrifugal Fans

Side Channel Blowers

Chip Extractors


Domestic Fans

Accessories

Electric Diagrams

General Information

Index



Construction

Directdriven centrifugal fans type EGM are produced according to ISO9001. The fans are constructed for group II category 2G zone 1 and/or zone 2 also category 2D zone 21 and/or zone 22. The fans have CE marking and corresponds to ATEX/94/9/EC.

Rating:

II 2G EExe II T3

or

II 2D DIP T125°C

Fans type EGM for category 2G have self cleaning impeller made of powder coated aluminum sheet. Fans type EGM for category 2D have self cleaning impeller made of powder coated steel sheet. The impellers are dynamically balanced according to ISO 1940. The casing is made of powder coated sheet steel.

Fans type EGM are adapted for air transportation for temperature -20° to +80°C. The motor ambivalent temperature -20°C to 40°C.

The fans are equipped with vibration isolators, inspection hatch and drainage.


Motor

The fans are equipped with 230/400V or 400V, 50Hz three-phase motors adapted according to the classifications.

Accessories



Diffusor

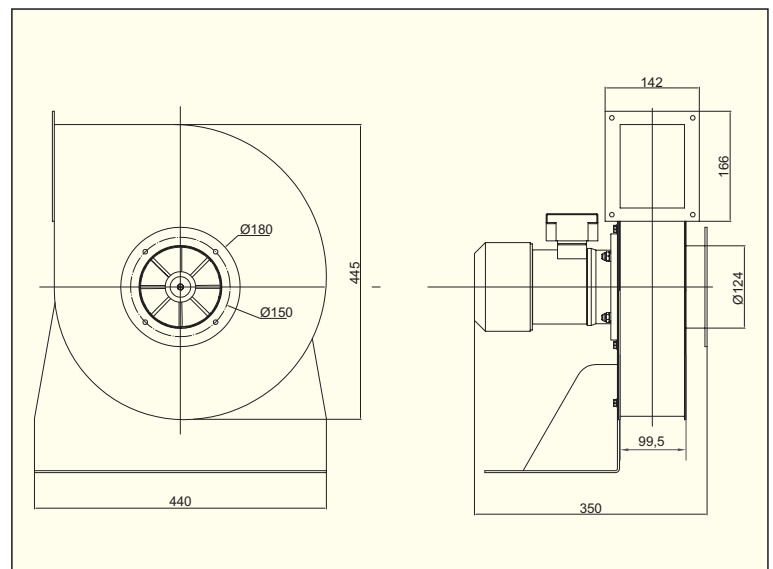
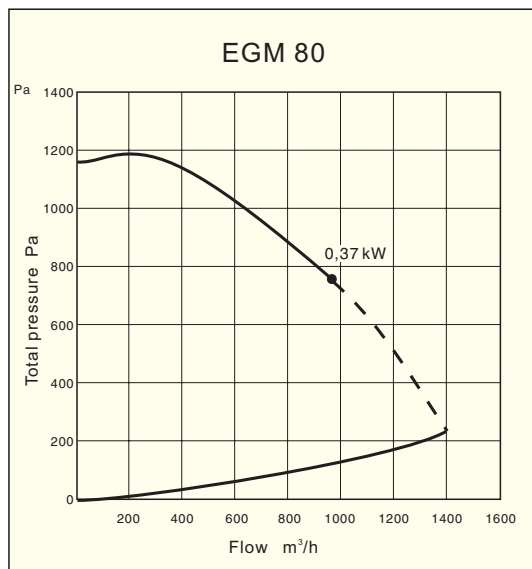


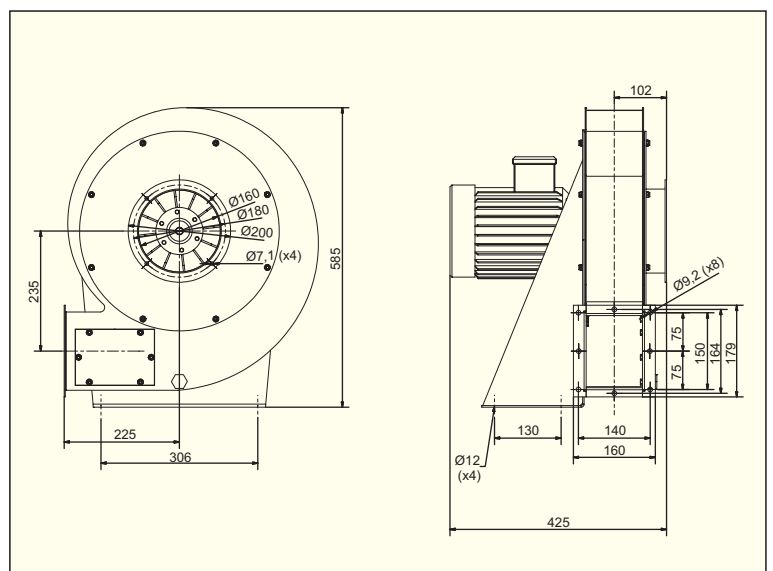
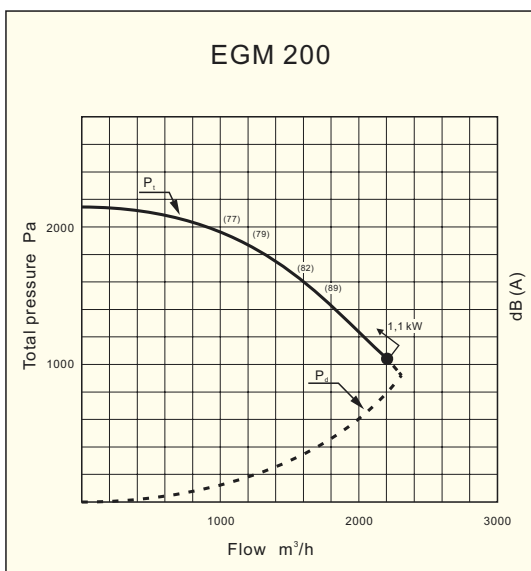
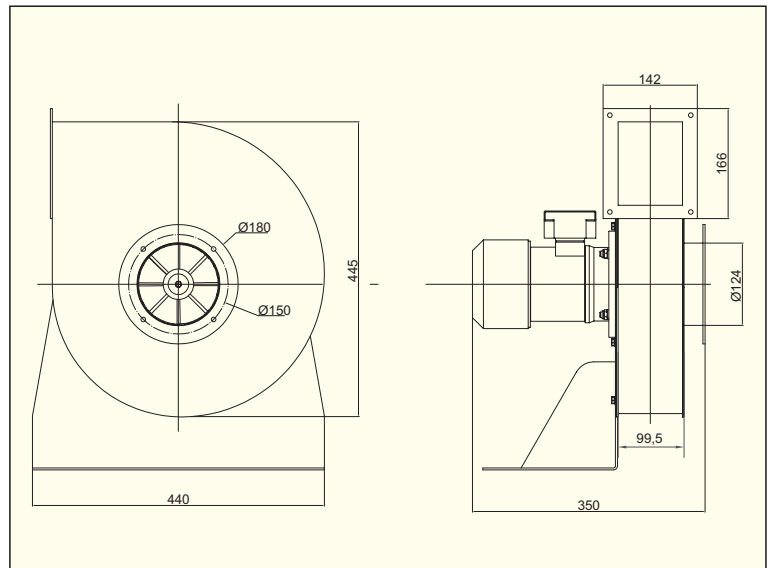
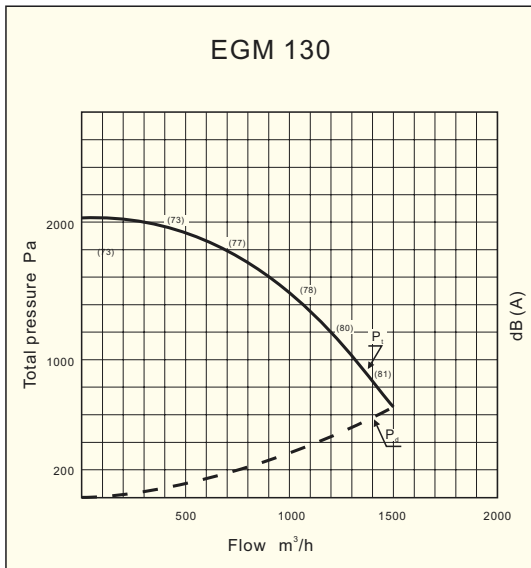
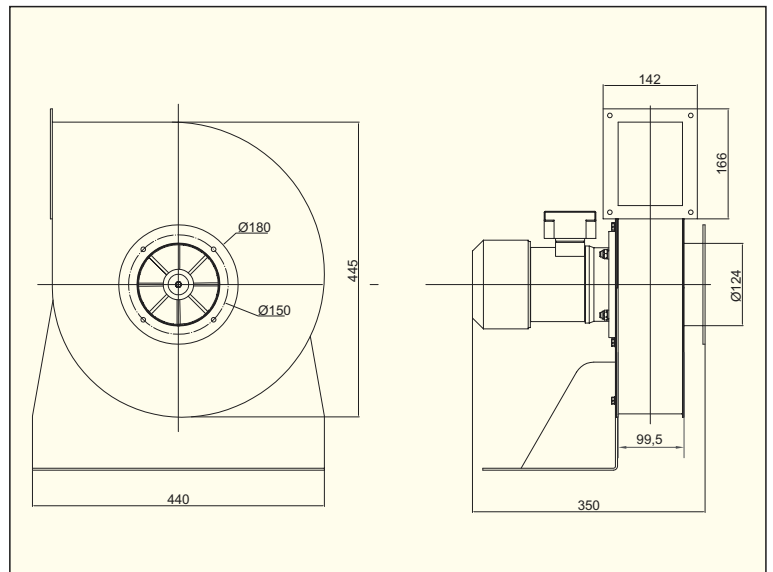
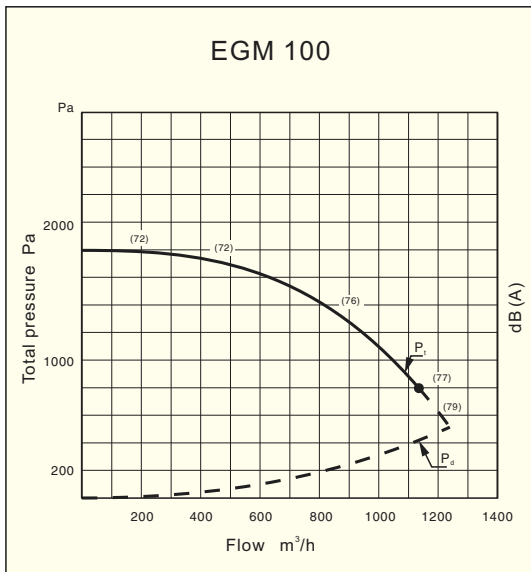
Protection net

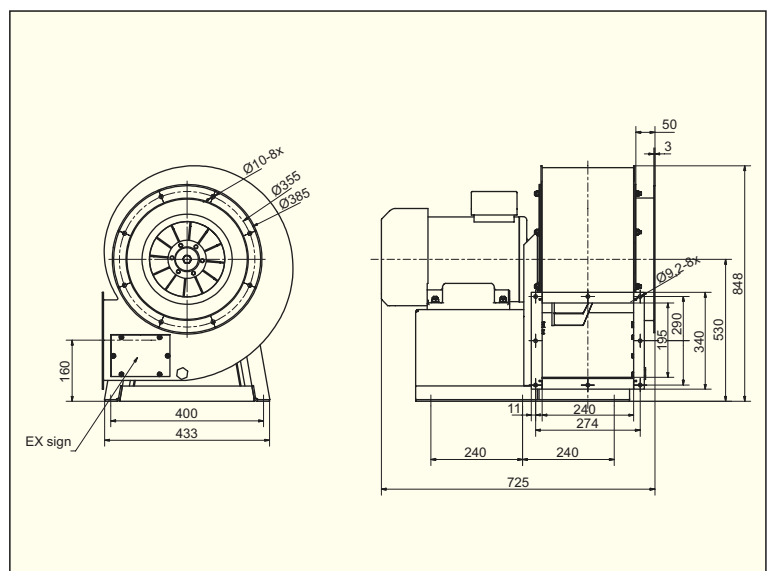
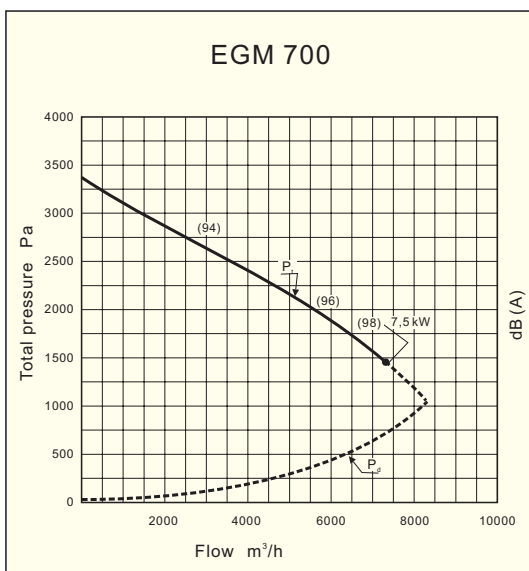
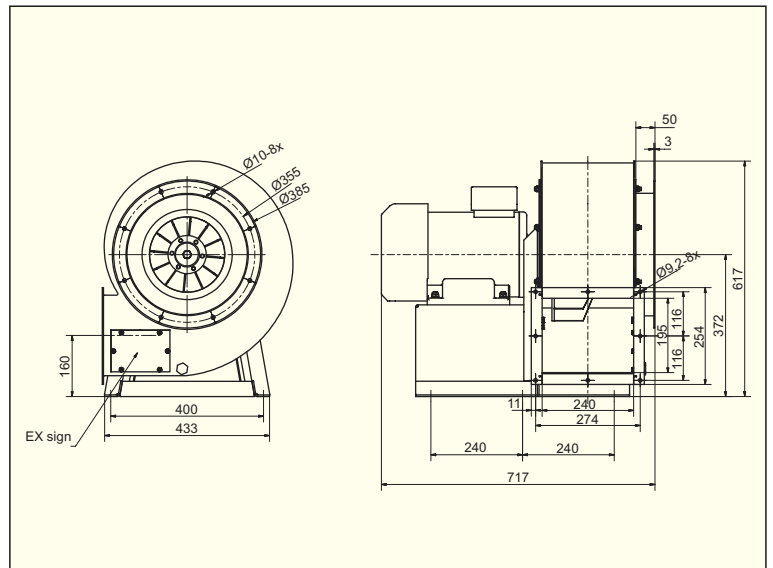
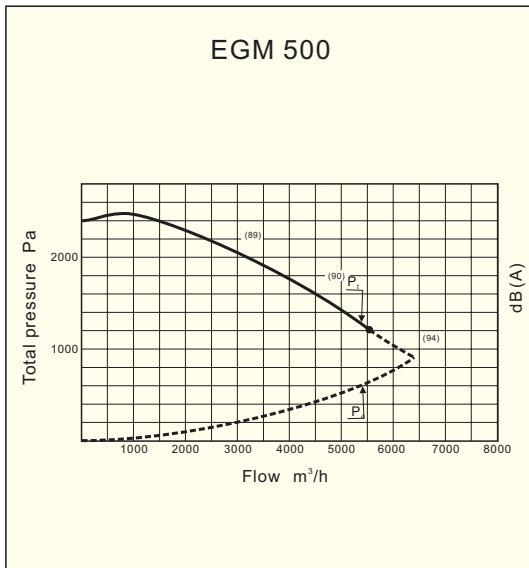
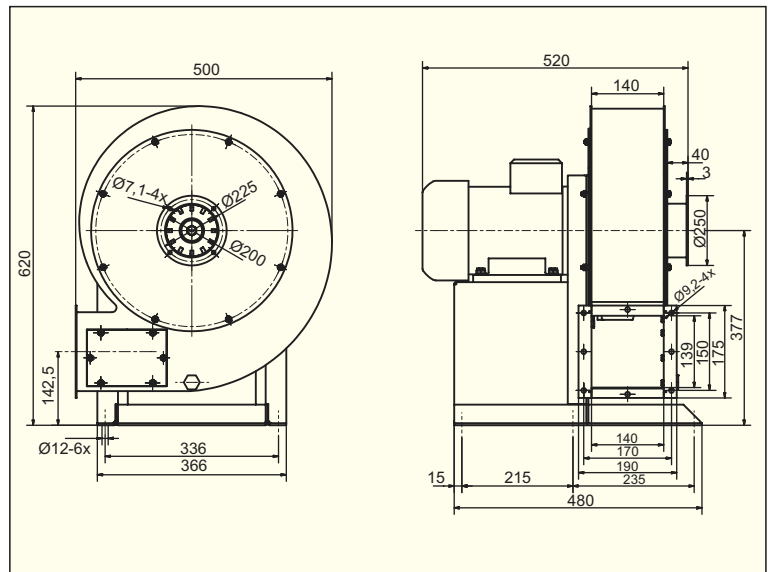
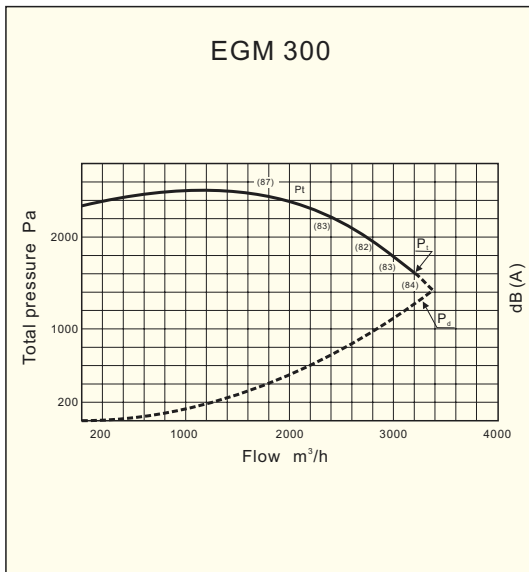
Data

Type	ATEX	Voltage V Frequency Hz	Speed rpm	Motor power kW	Maximum current A	Maximum duty m ³ /h	Maximum pressure Pa	Weight kg	Sound level dB(A)*	Article number
EGM 80	2 GEEExe II T3 ATEX	230/400V,50Hz	2720	0,55	1,40	1100	1200	21	58	213260200
	2 D DIP T125 ATEX		2800		1,36					213260400
EGM 100	2 GEEExe II T3 ATEX	230/400V,50Hz	2760	0,75	1,80	1300	1800	22	76	213260210
	2 D DIP T125 ATEX		2855		1,73					213260410
EGM 130	2 GEEExe II T3 ATEX	230/400V,50Hz	2780	1,10	2,40	1500	2000	29	77	213260220
	2 D DIP T125 ATEX		2845		2,40					213260420
EGM 200	2 GEEExe II T3 ATEX	230/400V,50Hz	2850	1,50	3,50	2200	2150	37	79	213260230
	2 D DIP T125 ATEX		2860		3,25					213260430
EGM 300	2 GEEExe II T3 ATEX	400V, 50Hz	2905	2,40	4,80	3400	2400	53	83	213260240
	2 D DIP T125 ATEX		2890	3,00	6,10					213260440
EGM 500	2 GEEExe II T3 ATEX	400V, 50Hz	2915	5,50	10,40	6500	2450	81	89	213260250
	2 D DIP T125 ATEX		2925		10,30					213260450
EGM 700	2 GEEExe II T3 ATEX	400V, 50Hz	2920	7,50	12,70	8200	3400	132	94	213260260
	2 D DIP T125 ATEX		2930		13,80					213260460

Performance curves










HCBT



TCBT

Axial-flow fan Compact type HCBT and TCBT with fan blades in cast aluminium may be supplied in the version meeting the requirements of DIRECTIVE 94/9/EU „ATEX’ for explosion proof equipment:

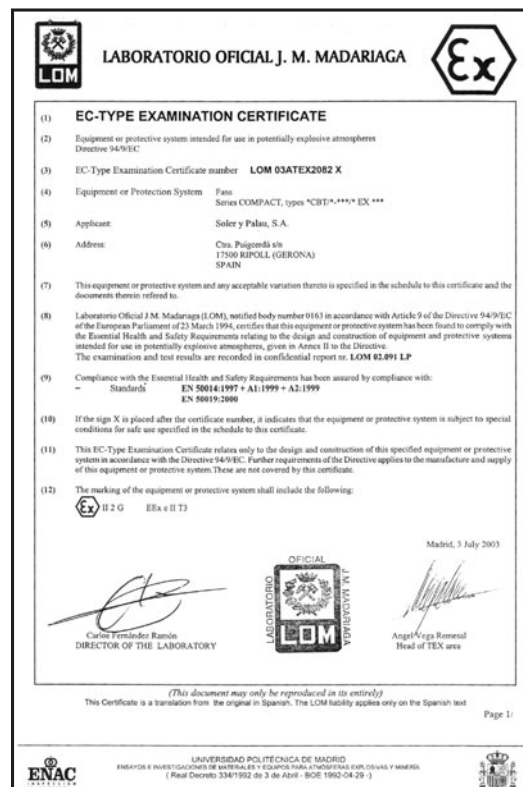
Increased safety  **II 2G EExe II T3**


Fan type: HCBT, TCBT
 Fan size: 315 - 1000 mm
 Version: 4,6 and 8 poles
 Motor: 230/400V 50Hz asynchronous motor, enclosure IP55, insulation class F
 Working temperature: -30°C +40°C
 Technical specification: see page 24-32 (HCBT) and page 36-43 (TCBT)

Flameproof enclosures  **II 2G EExd II BT5 or EExd II CT4**

Fan type: HCBT/...-800/ and /...-1000/
 TCBT/4-710/ and TCBT/4-800/
 TCBT/6-800/, TCBT/8-800/
 Motor: 230/400V 50Hz asynchronous motor, enclosure IP55, insulation class F
 Working temperature: -30°C +40°C
 Technical specification: see page 24-32 (HCBT) and page 36-43 (TCBT)

LOM 03ATEX2082 X





Construction

Axial-flow fan in explosion proof design, can be mounted in various directions. Impellers, wall plate and motor bracket in die-cast aluminium.

- HDB - II2G EExdIIBT4 or II2G EExdIICT4
- HDT - II2G EExdIIBT5 or II2G EExdIICT4

Motor

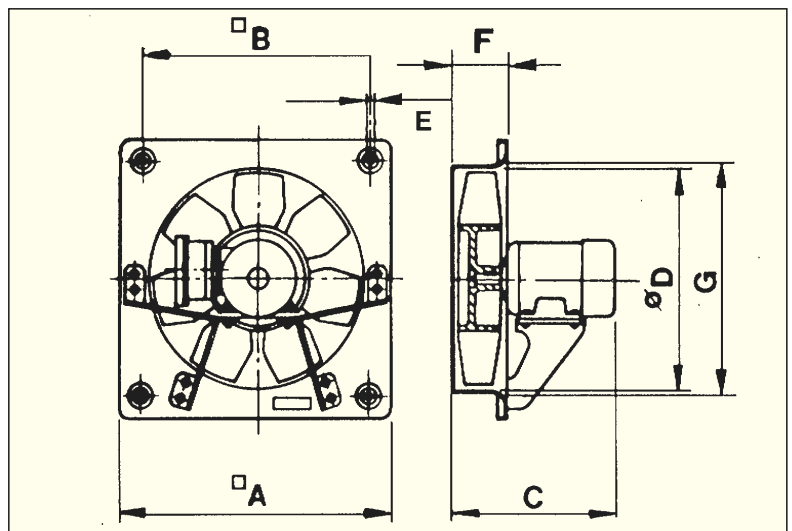
230/400V, 50Hz three-phase or 230V, 50Hz single-phase asynchronous motor in flameproof design. Insulation class F, enclosure IP55.

Data

Type	Speed rpm	Motor power kW	Maximum current		Maximum duty m³/h	Sound pressure level dB (A)	Weight kg	Article number
			A					
			230 V	400 V				
HDB/4-315	1 300	0,12	0,9	-	2 240	56	11	112 440 211
HDB/4-355	1 310	0,18	1,14	-	3 120	60	12	112 440 221
HDB/6-355	920	0,12	1,02	-	2 100	52	12	112 440 231
HDT/4-315	1 330	0,12	0,90	0,52	2 240	56	9,5	112 440 011
HDT/4-355	1 340	0,18	1,14	0,66	3 120	60	11	112 440 021
HDT/6-355	950	0,12	1,02	0,59	2 100	52	11	112 440 031
HDT/4-400	1 370	0,37	1,90	1,10	4 780	65	15	112 440 035
HDT/6-400	900	0,15	1,13	0,65	3 140	56	15	112 440 037
HDT/4-450	1 380	0,55	2,60	1,50	8 000	66	20	112 440 041
HDT/6-450	900	0,25	1,73	1,00	5 300	58	16	112 440 051
HDT/8-450	670	1,11	1,07	0,62	4 100	52	16	112 440 061
HDT/4-560	1 390	1,00	5,02	2,90	13 700	73	29	112 440 071
HDT/6-560	920	0,75	3,11	1,80	9 300	65	29	112 440 081
HDT/8-560	680	0,26	1,77	1,02	7 250	59	20	112 440 091

Dimensions in mm

Type	A	B	C			DØ	EØ	F	GØ
			/4	/6	/8				
HDT-315	400	330	323	-	-	315	10	85	239
HDT-355	450	380	325	325	-	355	10	87	371
HDT-400	500	420	336	336	-	400	10	90	422
HDT-450	560	480	360	349	349	450	10	106	476
HDT-560	710	630	435	435	368	560	10	112	596



Performance curves

